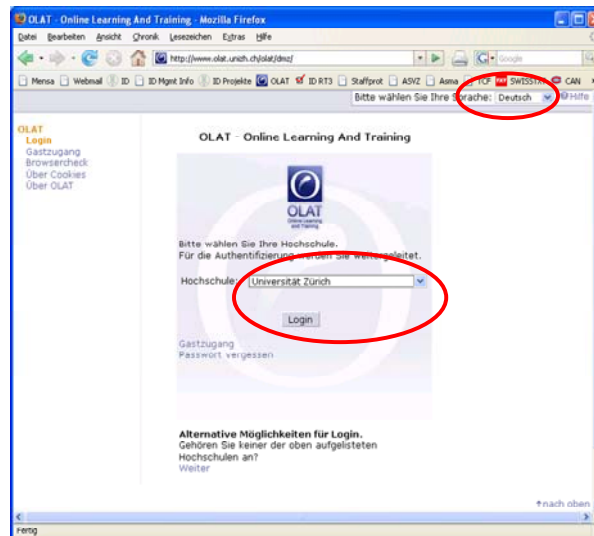
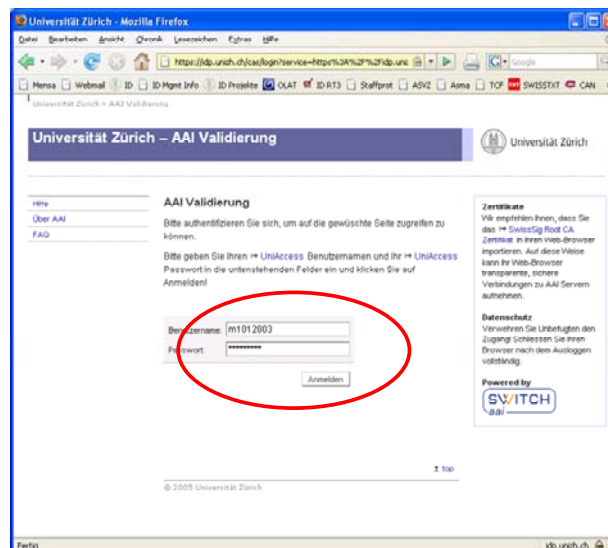


Getting Started with OLAT

1. Start Browser and type address www.olat.uzh.ch.
2. Choose your language (upper right corner) and your organisation/university. Then click login.

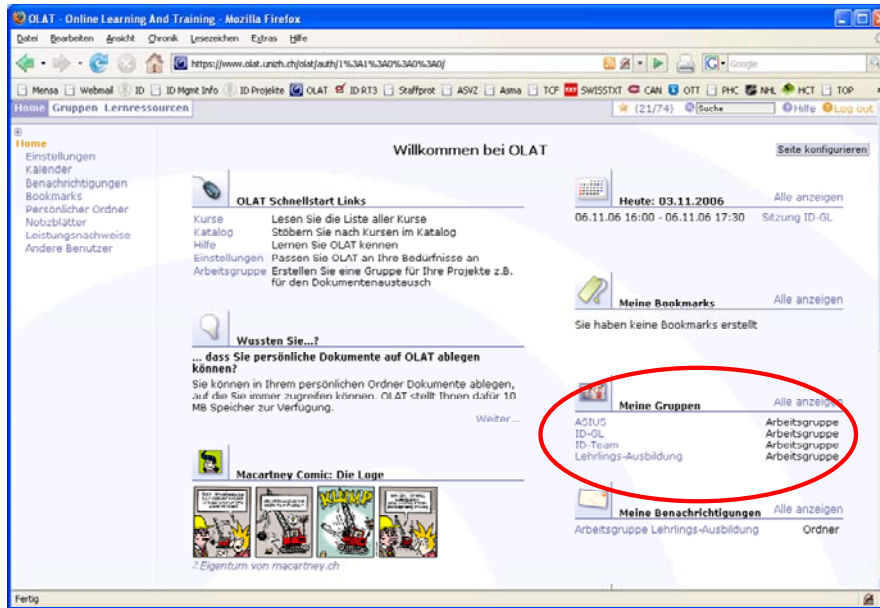


3. You get to the AAI login page of your home organisation. Enter username and password and log in.

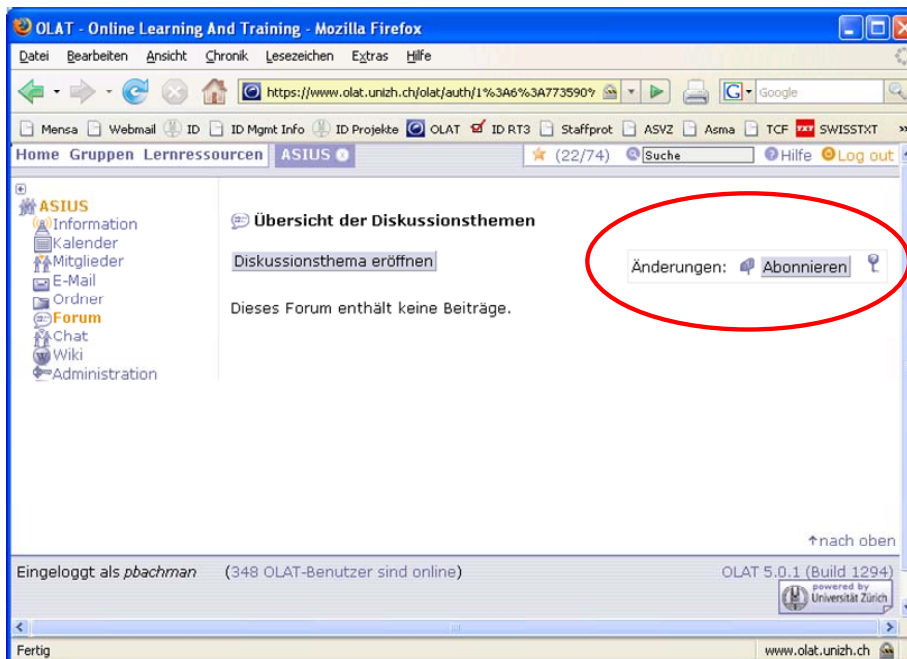


4. If you are accessing OLAT for the **first time**, then you have to choose a user name. Please be aware that this user name can **NOT** be changed afterwards !

- Once you are in OLAT, you can find the "Group" section on the right side of the screen. Click on "ASIUS".



- Now you're ready. You find the whole set of OLAT-tools available (forums, folders, wikis, candelars, chatroom etc.). If you would like to be notified by e-mail or RSS-feed about changes in folders and forms, please click the subscribe button above the forum/folder. If you do so then you'll will get only one mail per day.



- Send an e-mail to pascal.bachmann@id.uzh.ch to get registered for the ASIUS-group.